

## APMON: the missing link in contamination control



### Monitoring particle deposition 24/7 real-time

*The correlation between particle deposition and events*

A cleanroom is built to protect vulnerable products against depositing particles.

Lowering the contamination risks, it is important to find the causes.

With a scan every 5 minutes, the link between particle deposition and events, is easily made.



### A tool to improve product quality

*To measure is to know*

In order to ensure cleanroom quality (and therefore product quality), it is essential to measure continuously. The APMON enables this, with low handling and costs. Real-time data available whenever needed. The APMON is accessible at any workstation.



### User friendly software, real-time reports

*Software for all cleanroom users*

The software is very user friendly, it makes it easy to monitor and to make reports.

Different reports are possible, from one measurement to one year and everything in between.



### Quality control and improvements

*Check your operational quality and improve when particle deposition is too high*

To lower particle deposition is an ongoing process. Measure the actual quality, make improvements and monitor the resulting operational quality of your cleanroom.



### Meeting the new standards on surface cleanliness

*Use the new standards on surface cleanliness*

Particle deposition classification links the ISO standard on air cleanliness ISO 14644-1 with the ISO standard on surface cleanliness ISO 14644-9. The APMON shows real time the particle deposition class you are working in.



### Low cost of ownership

*Little handling, stand alone and very effective*

Higher your yield. If your yield is less than 100%, the APMON is an essential tool.

With a very low cost of ownership.

**TNO** innovation  
for life

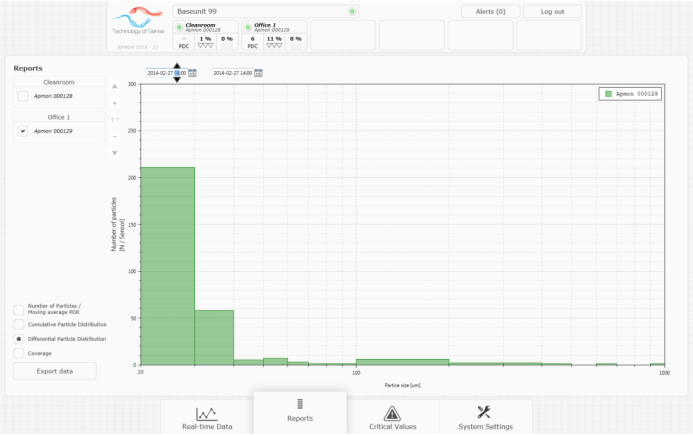
The APMON is developed in association with TNO, the Dutch Central Organization for Applied Scientific Research.

The APMON measures the particle deposition rate (PDR) as intended. ISO 14644-3: Particle Deposition Test

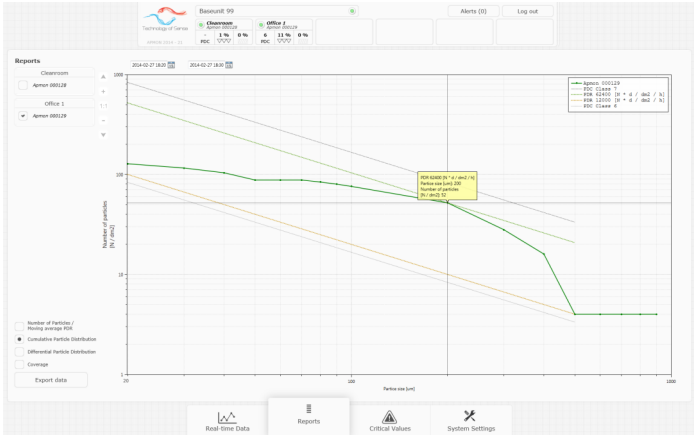
TNO is specialized in contamination control. With over 20 employees in this topic for companies all over the world.



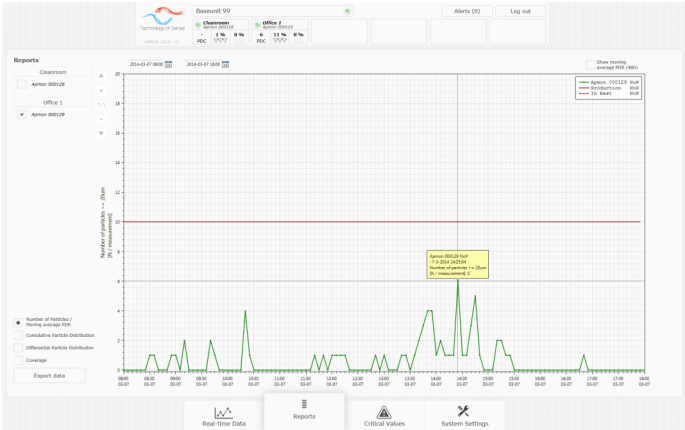
# Clear data presentation converts into various formats, for example,



Differential Particle Distribution over selectable time periods



Cumulative Particle Distribution including PDC/PDR over the selected periods



Number of Deposited Particles per measurement sample up to 5 minutes

The APMON consists: a sensor, a base unit, a user interface, software, cartridge and a user guide. It can be adjusted to individual situations by adding up to 2 -6 sensors per base unit. This way multiple locations can be measured and the data can be displayed in a clear overview. Simple, easy and effective.

